

TECHNICAL SHEET of the fireplace stove **Adria II with exchanger**

Suitable fuel:

As concerns suitable fuel to be employed, see the chapter 2.2 Fuel in the General Manual of Operation.

Proper operation:

As concerns the proper and safe operation of the fireplace stove, see the chapters 2. Description of the combustion process and 5. Operating instructions in the General Manual of Operation.

The heat exchanger can be removed and substituted with a blind flange.

The blind flange on the exchanger can be removed and substituted with a coolant loop.

Ordering number of the shaped block	Dimension	Ordering number of the shaped block	Dimension
1	350x350x50		
2	350x228x30		
4	355x135x30		

INSTRUCTIONS FOR THE CONTROL OF COMBUSTION PROCESS:

Fuel	Output of the heating device		Output of the heating device		Output of the heating device		Output of the heating device	
	100%	33%	100%	33%	100%	33%	100%	33%
	Amount of fuel		Primary air		Secondary air		Tertiary air	
Blockwood	2,8 kg/h	0,9 kg/h	open 10%	open 5%	open 100%	open 10%	open 100%	open 100%
Ecological briquettes	2,7 kg/h	0,9 kg/h	open 10%	open 10%	open 100%	open 10%	open 100%	open 100%
Coal briquettes	1,9 kg/h	0,6 kg/h	open 60%	open 10%	open 50%	open 10%	open 100%	open 100%

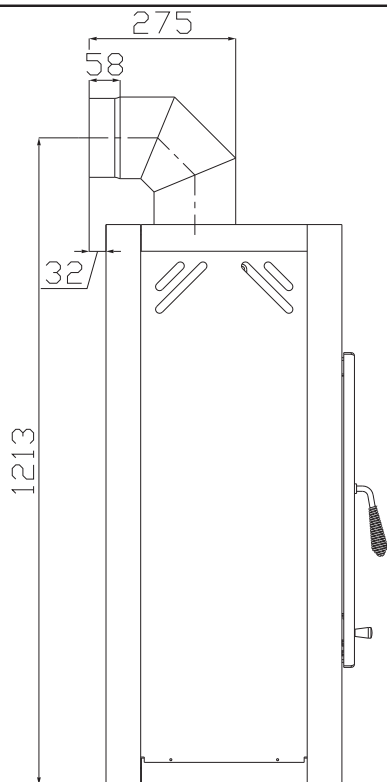
TECHNICAL DESCRIPTION:

Position	Name	Position	Name	Position	Name
1	Stove body	12	Intake of secondary air	23	Intake of return water G 1"
2	Fire-box door	13	Intake of tertiary air	24	Blind flange
3	Oven	14	Lever lock of the fire-box door	25	Well of the thermo-static sensor G 1/2"
4	Fuel bunker	15	Refractory glass	26	Intake of cooling liquid G 3/4"
5	Vermiculite lining	16	Heat exchanger	27	Outlet of cooling liquid G 3/8"
6	Smoke flue neck	17	Lip - fixed	28	Coolant loop
7	Ash pan	18	Holder of the fire-clay		
8	Protection	19	Side cover		
9	Cast-iron grate	20	Cover of the oven		
10	Controller of primary air	21	Spring holder of the lining	Sealing cord of the door 8 mm	
11	Controller of secondary air	22	Outlet of heating water G 1"	Sealing cord of the glass and of the exchanger 10x4 mm	

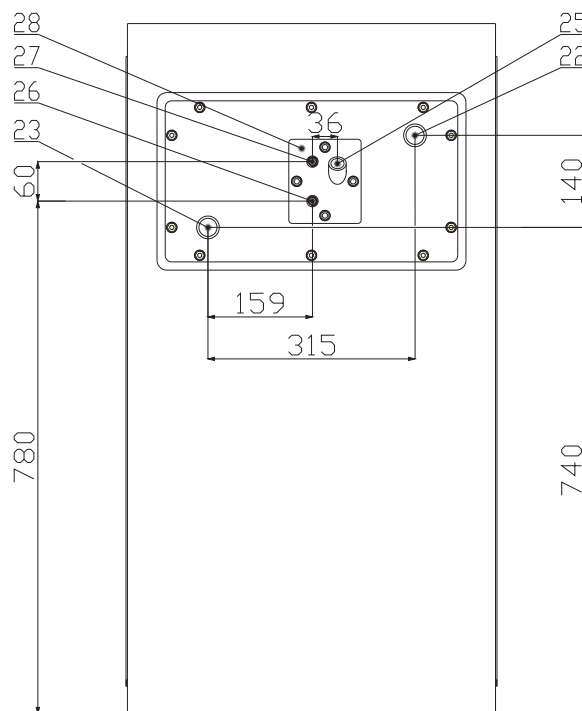
TECHNICAL DATA:

	Wood	Ecological briquettes	Coal briquettes		
Achieved heat output (100%)	10,2 kW	10,2 kW	10,5 kW	Height	1050 mm
Reduced heat output (33%)	3,4 kW	3,4 kW	3,5 kW	Width	560 mm
Output delivered by the stove body only	5,3 kW	5,7 kW	6 kW	Depth	442 mm
Output available for heating of water	4,9 kW	4,5 kW	4,5 kW	Weight	129 kg
Maximum stoking amount of the fuel	2,8 kg/h	2,7 kg/h	1,9 kg/h	Diameter of the smoke flue	150 mm
Average temperature of combustion products behind the smoke flue neck	204 °C	192 °C	184 °C	Maximum operating over-pressure of the exchanger	0,3 MPa
Maximum mass flow of dry combustion products	12,4 g/s	10,6 g/s	11,5 g/s	Water contents of the exchanger	10,3 l
Energy efficiency	79 %	82,2 %	82,9 %	Recommended heat gradient (t output - t input)	75 - 60 °C
Average concentration of CO ₂	7	7,9	7	Min. chimney stack draught in the smoke flue neck	12 Pa
Concentration of CO in combustion products	0,09	0,1	0,04	Heating capacity (middle heat losses) at 10,5 kW	cca. 189 m ³
				Controllable output	3,4 - 10,5 kW
Tested in compliance with EN 13 240:2001/A2:2004 and ČSN 06 1008:1997				Maximum temperature of output water	80 °C

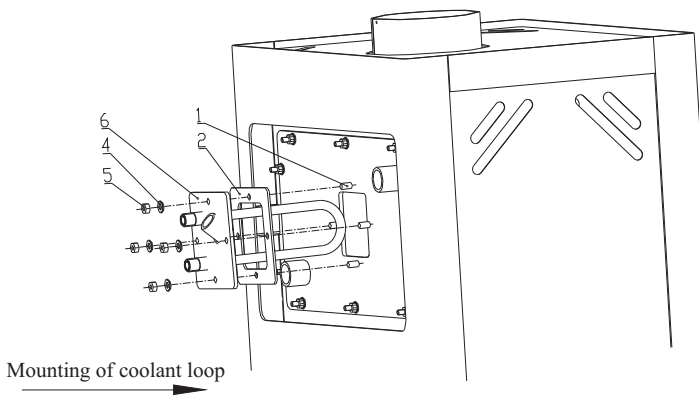
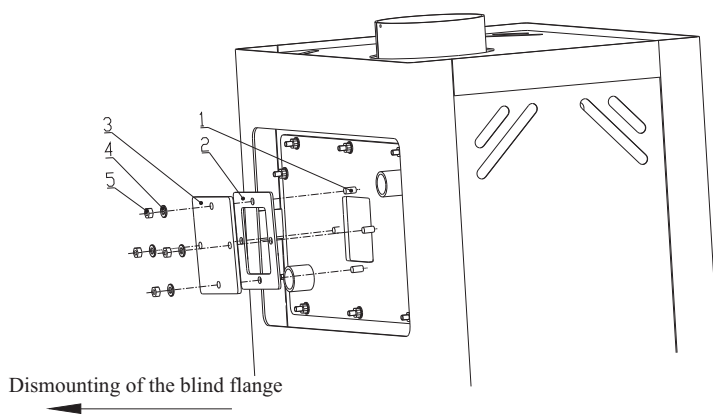
DIMENSIONED DIAGRAM OF THE FIREPLACE STOVE WITH INSTALLATION OF KNEE-PIECE FOR EXHAUST OF COMBUSTION PRODUCTS, DELIVERED AS OPTIONAL ACCESSORY



REAR VIEW OF THE EXCHANGER AND COOLANT LOOP




INSTALLATION OF THE COOLANT LOOP



Legend:				
1.	Screw M8		4.	Washer M8 4 pcs
2.	Sealing	1 pcs	5.	Nut M8 4 pcs
3.	Blind flange	1 pcs	6.	Coolant loop 1 pcs



COOLANT LOOP
(not included in the scope of the delivery)



SAFETY THERMO VALVE
(not included in the scope of the delivery)

